

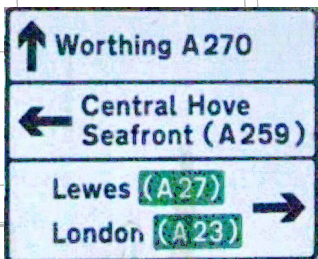
ROAD MARKING SCHEDULE							
DIAG NO	LINE (mm)	GAP (mm)	WIDTH (mm)	SIZE	COLOUR	PERFORMANCE	COMMENTS
1018.1	-	-	2x100	-	YELLOW	TYPE 1	PROHIBITION OF VEHICLE WAITING LINE (DOUBLE-4 MONTHS OR MORE, LESS THAN 12 MONTHS)
1028.4	600	600	50	-	WHITE	TYPE 1	Alternative type of parking bay — (a) at the edge of the carriageway and situated wholly on either the carriageway or footway

THE COLOUR OF PERMANENT ROAD MARKINGS SHALL BE AS DESCRIBED IN THE SCHEDULE ABOVE. ALL PERMANENT WHITE ROAD MARKINGS SHALL BE OF APPLIED THERMOPLASTIC SCREED MATERIAL TO BS EN 1436. APPLIED SCREED MARKINGS SHALL BE LAID 3mm THICK MIN 2mm. THIS THICKNESS IS EXCLUSIVE OF SURFACE APPLIED SOLID GLASS BEADS. THE METHOD OF THICKNESS MEASUREMENTS SHALL BE IN ACCORDANCE WITH BS EN 1436

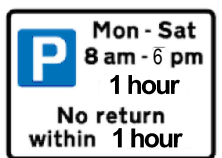
- Notes:
1. Site layout based is based on Architects Masterplan drawing from 29/11/2021.
 2. OS Map & Topographic Survey shown is as per per the information provided by the client.
 3. Geometric highway design is in accordance with Brighton & Hove Council Standards and Manual for Streets 1 & 2.
 4. Ordnance survey data shown outside the extends of the Topographic Survey.
 5. All dimensions are in meters unless stated otherwise.
 6. All works are to be carried out in accordance with the specification for highway works and local authority guidance.
 7. This drawing is to be read in conjunction with all relevant specialist details and specifications. Construction details for relevant materials can be found on the relevant drawings.

- White Lining Specification:
1. The location, color and position of permanent road markings are shown on this drawing.
 2. All permanent road markings shall be retro-reflective thermoplastic screed with applied solid glass beads, unless otherwise stated.
 3. Solid glass beads shall comply with requirements of BS6088.
 4. The functional life of permanent road markings, as described in BS EN1436 shall be 12 months after granting of substantial completion certificate for the road works.
 5. The permanent road markings shall have road performance given in Clause 1212(3).

Status	Date	Description	By	Chk
P06	03.09.25	MINOR AMENDMENT TO LOADING BAY	AKL	TB
P05	18.07.25	ROAD MARKING TABLE AMENDED	AKL	TB
P04	20.06.25	LIGHTING COLUMN RELOCATED	TB	TB
P03	11.04.25	AMENDED ROAD MARKINGS	TB	TB
P02	09.04.25	INSERTED TOPOGRAPHIC SURVEY	TB	TB
P01	21.03.25	ISSUED FOR TECHNICAL APPROVAL	TB	TB



Relocation of existing Directional Road Sign. Foundations to be rebuilt at the new location in accordance with construction details.

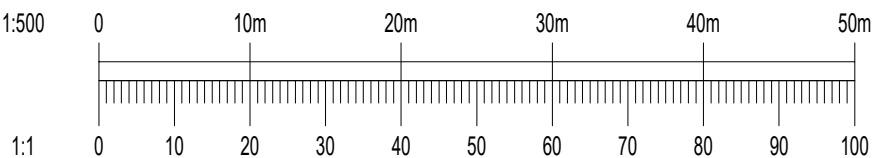
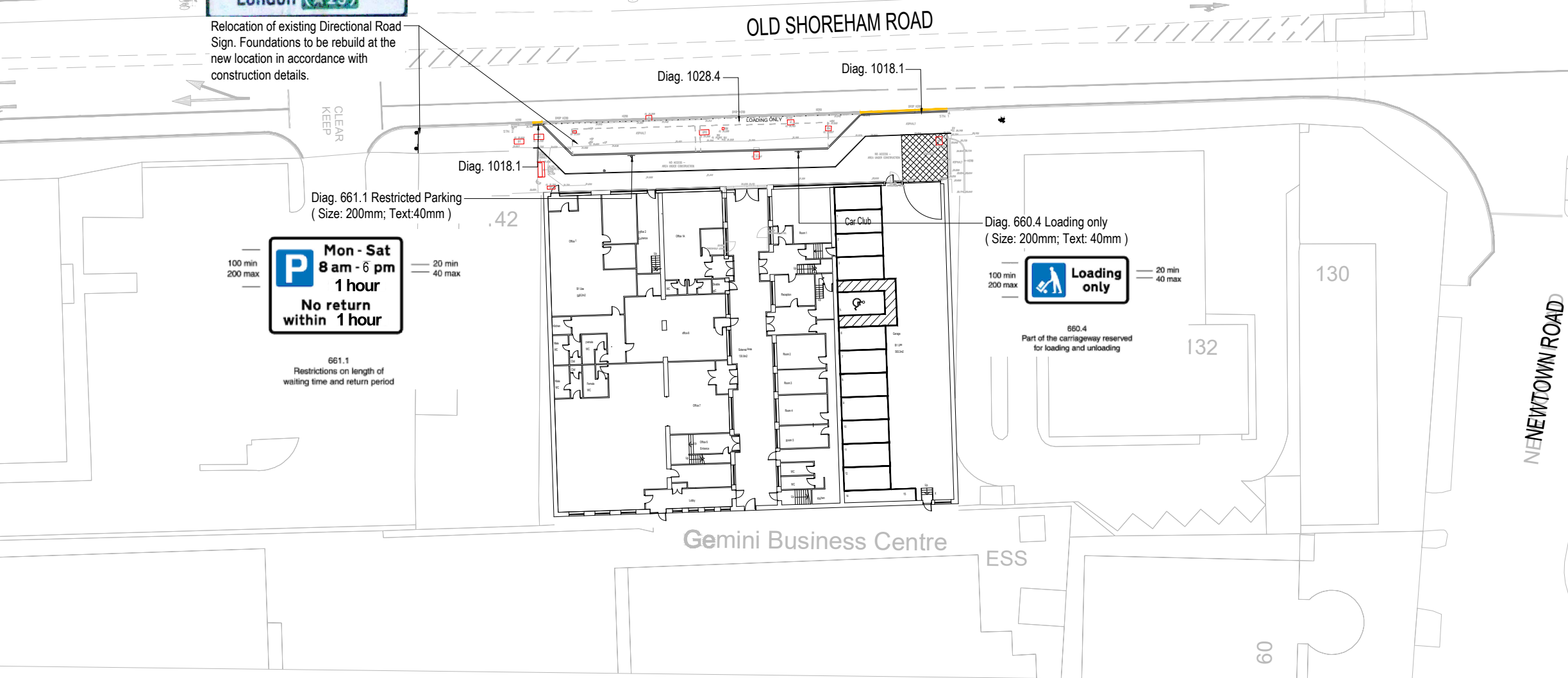


661.1 Restrictions on length of waiting time and return period



Diag. 660.4 Loading only (Size: 200mm; Text: 40mm)

660.4 Part of the carriageway reserved for loading and unloading



LEGEND

	ROAD MARKINGS
	KERBLINE
	SIGNS & POSTS

Amendments

Project
Gemini Business Centre

Title
S278 & S38 Technical Approval Signs & Road Markings

Client
London I Construction Company Limited



Pickfords Wharf Clink Street London SE1 9DG
t 020 7928 7888
mail@watermangroup.com www.watermangroup.com

Suitability
STAGE APPROVAL S4

Designed By	TB	Director	TB	Waterman Ref	WIE21486
Drawn By	TB	Date	March 2025	Scales @ A3	1:500

Project - Originator - Volume - Level - Type - Role - Number	Revision
21486-WAT-ZZ-ZZ-DR-C95102	P06

File Path H:\Projects\WIE21486\10001_Deliverables\01_WIP\DR95\Archive\S278\