



MAY ROAD

97.6m

91

263

265

267

269

271

273

275

277

279

281

283

30

32 to 38

40

42

54

MAY ROAD

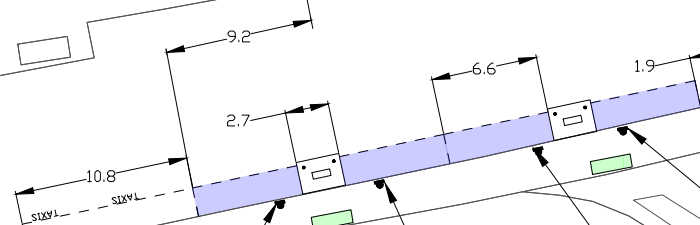
109.8m





ELM GROVE


19.1


Shelter


PCs




-  Proposed bay for charger
-  Electrical Box
-  Bollard
-  Build out charger

P 
e-taxi
recharging point
only
1 hour
No return
within 2 hrs
←

P 
Electric vehicle
recharging point
only
1 hour
No return
within 2 hrs
→

P 
e-taxi
recharging point
only
1 hour
No return
within 2 hrs
←

P 
Electric vehicle
recharging point
only
1 hour
No return
within 2 hrs
→

Jevington
Building

117.2m

Shelter

